



### Features

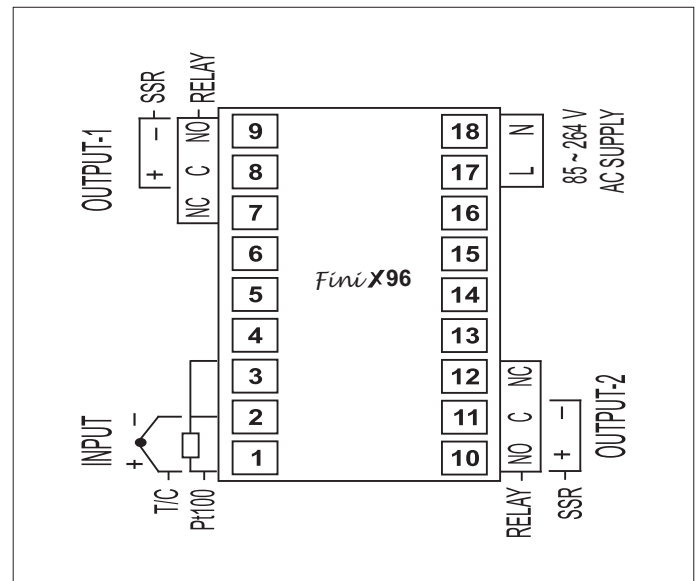
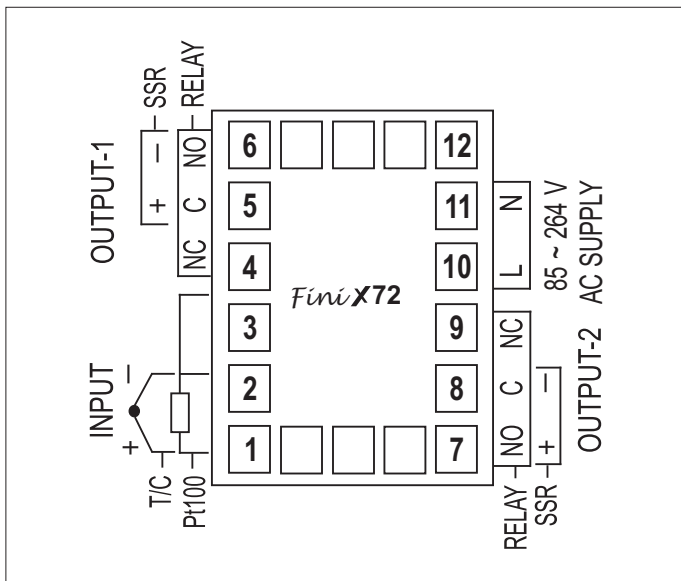
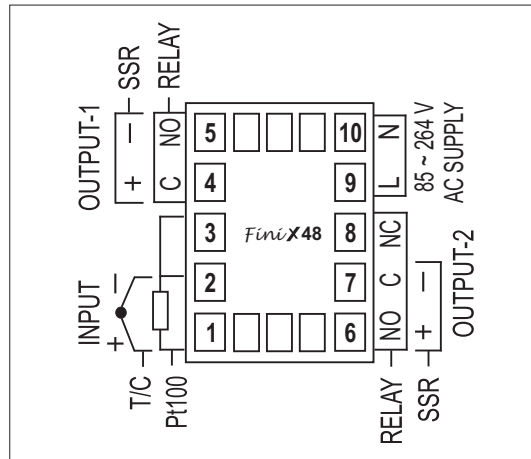
- Dual Row 4 Digit Display
- Input Calibration Versions : J/K, R/S, RTD Pt100
- Programmable Input Signal Conditioning (Digital Filter & Zero Offset)
- Self Tune PID Control for Main Set-Point
- Overshoot Inhibit Feature
- Programmable Heat / Cool Control Mode
- Auxiliary Set-Point Configurable as On-Off Control (with Time-Delay for Compressor Control), Blower Control or Alarm
- Relay or SSR Drive Control Output
- Sizes (mm) : *Finix 48* : 48(H) X 48(W) X 85(D)  
*Finix 72* : 72(H) X 72(W) X 65(D)  
*Finix 96* : 96(H) X 96(W) X 65(D)

### Specifications

Display		
Digital Readout	4 digits, 0.3" Bright Red LED, 7 Segment (Finix48) 4 digits, 0.5" Bright Red LED, 7 Segment (Finix72 and Finix96)	
Status Indicator	2, Red LED (3mm Round)	
Keys		
Type	4 Tactile Switches	
Functions	PAGE, DOWN, UP, ENTER	
Sensor Input		
Thermocouple Version	Type	J (0 to 960°C), K (-200 to 1375°C) <b>or</b> R (0 to 1770°C), S (0 to 1765°C)
	Accuracy	±0.25% of reading ±1°C
	Correction	In-built Automatic Cold Junction Compensation

RTD Version	Type	Pt100 (Selectable : -200 to 600°C, -199.9 to 600.0°C)
	Accuracy	±0.25% of reading ±1°C
	Correction	In-built Lead Resistance Compensation
ADC	16 Bit (±32,768 Counts), Sigma-Delta (ΣΔ)	
Sampling Time	200mS (5 Samples per Second)	
Input Resistance	> 8 MOhm	
CMR	> 100dB at 50/60 Hz	
Signal Conditioning	L-C Analog Filter	
Zero Offset	User Adjustable over Full Range	
<b>Alarm</b>		
Programmable Parameters	Type	: Process Low, Process High, Deviation, Window
	Logic	: Normal, Reverse
	Inhibit	: No, Yes
<b>Control</b>		
Type	Main Set-Point	: Self Tune PID
	Auxiliary Set-Point	: On-Off, Blower, Alarm
Mode	Main Set-Point	: Heat (Reverse), Cool (Direct)
	Auxiliary Set-Point	: Normal, Reverse
Control Parameters	Main Set-Point	: Proportional Band, Integral Time, Derivative Time, Cycle Time, Overshoot Inhibit
	Auxiliary Set-Point	: Hysteresis, Time-Delay
<b>Outputs</b>		
Relay	Contact Type	: Potential-free Change-over Contacts
	Contact Rating	: 10 A Resistive @ 120/240 VAC
	Contact Life	: > 5,00,000 Operations at Rated Voltage / Current
SSR Drive	> 4.2 VDC into 1KOhm Minimum	
<b>Power Supply</b>		
Type	Switch Mode (SMPS)	
Line Voltage	Standard : 85~264 VAC/VDC, 50/60Hz	
Consumption	5VA Max	
<b>Physical</b>		
Mounting	Plug-in with Panel Mounting Clamps	
Panel Cutout (mm)	<b>FiniX48</b> : 45(H) X 45(W) <b>FiniX72</b> : 68(H) X 68(W)	<b>FiniX96</b> : 92(H) X 92(W)
Terminals	Screw Type	
Weight	225gm, Appx.	
<b>Environmental</b>		
Operating Ambient	0~55°C & 5~90%RH Non-condensing	
EMC Standards	EN50081-2 & EN 50082-2 Generic Stds for Industrial Environment	
Atmospheres	Not Suitable for use in Corrosive or Explosive Atmospheres. The Panel in which the Instrument is Mounted must be free of Electrically Conductive Pollution.	

## Back Panel Terminations



## Ordering Code

Input		Output-1		Output-2		Power Supply		Size	
JK	J/K Thermocouple	1	Relay	1	Relay	0	85~264 VAC	44	<i>Fini X48</i>
RS	R/S Thermocouple	2	SSR Drive	2	SSR Drive			77	<i>Fini X72</i>
PT	RTD Pt100							99	<i>Fini X96</i>

Example Code

**JK - 2 - 1 - 0 - 44**

J/K Thermocouple Input, Output-1 SSR Drive, Output-2 Relay, 85~264 VAC Supply, 48 X 48 Size.