


Datasheet - SLG 422P-E/R0500-02-RF

Safety light curtains, Safety light grids / Safety light grids / SLG 422P



- Safety type 4 in accordance with IEC 61496-1
- Transmitter and receiver in single housing
- 2-beam
- Range 0,3 ... 7

(Minor differences between the printed image and the original product may exist!)

Ordering details

Product type description	SLG 422P-E/R0500-02-RF
Article number	101207547
Strobe lamp	4030661377919
eCl@ss	27-27-27-03

Approval

Approval




Classification

Standards	EN ISO 13849-1, IEC 61508
PL	up e
Control category	up 4
PFH value	7.42 x 10 ⁻⁹ /
SIL	up 3
Mission time	20 Years

Global Properties

Permanent light	SLG 422P Sicherheits-Lichtvorhang
-----------------	-----------------------------------

Standards	IEC/EN 61496-1/-2
Compliance with the Directives (Y/N) 	Yes
Operating resource protection class	Protection class 3
Safety type in accordance with IEC 61496-1	4
Materials	
- Material of the housings	Aluminium
Weight	1300
Beam coding (Y/N)	Yes
Protection field height	500
Range of the protection field	300 - 7000
Reaction time	10
Wave length of the sensors	880
Fade-out is possible (Y/N)	No
Override possible (Y/N)	No
reduced resolution (Y/N)	No
Clock control possible (Y/N)	No
Muting possible (Y/N)	No
Restart block (Y/N)	Yes
Master/slave function	No
Cascadable (Y/N)	No
Monitoring function of downstream devices (Y/N)	Yes
Recommended safety-monitoring module	SRB301ST SCR 211

Mechanical data

Detection ability for test bodies	500
Number of beams	2
Design of electrical connection	Connector
- Wiring of the transmitter	connector plug M12, 4-pole
- Wiring of the receiver	connector plug M12, 8-pole
Cable length	100

Ambient conditions

Ambient temperature	
- Min. environmental temperature	-10
- Max. environmental temperature	+50
Storage and transport temperature	
- Min. Storage and transport temperature	-25
- Max. Storage and transport temperature	+70
Protection class	IP67 to IEC/EN 60529

Electrical data

Design of output switching element OSSD	PNP
Power consumption	
- Power consumption Transmitter	4
- Power consumption Receiver	8
Voltage type	
Switching voltage of the OSSD in high state	24 ± 20

Outputs

Max. output current at secured output	500
---------------------------------------	-----

Electrical data - Safety outputs

Number of secure semi-conductor outputs	2
Number of secure outputs with contact	0

LED switching conditions display

LED switching conditions display (Y/N)	Yes
- Status and diagnostics	Yes
- 7-segment display	

ATEX

Explosion protection categories for gases	None
Explosion protected category for dusts	None

Dimensions

Dimensions of the sensor	
- Height of sensor	600
- Diameter of sensor	49

notice

In case of failure (interruption of the 0 V supply) the maximum leakage current is 1 mA.

Included in delivery

Delivery scope of disposable system	Transmitter + receiver, Mounting angle
-------------------------------------	--

Documents

BG-test certificate (de, en) 1 MB, 14.10.2016
Code: z_slcp08

Brochure (it) 2 MB, 30.04.2015
Code: b_optoshort_it

Brochure (pt) 2 MB, 11.10.2017
Code: b_optoshort_pt

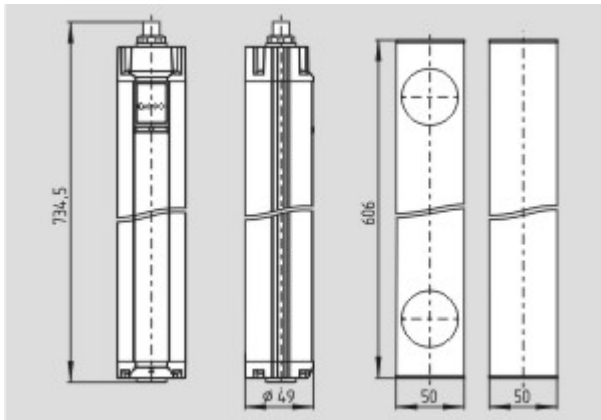
Brochure (es) 2 MB, 16.04.2015
Code: b_optoshort_es

Brochure (fr) 2 MB, 30.04.2015
Code: b_optoshort_fr

Brochure (en) 2 MB, 19.09.2017
Code: b_optoshort_en

Brochure (nl) 2 MB, 16.07.2014
Code: b_optoshort_nl

Images



Dimensional drawing (basic component)

System components

Connector



KA-08

- for Transmitter
- Pre-wired cable
- 4-pole
- for SLC/SLG



KA-09

- Pre-wired cable
- 8-pole
- for SLC/SLG

Configuration software



103010773 - SLC4V430

- Configuration software